

MOLTO LUCE®

A

RI

O

B



TRAGSCHIENE  
MOUNTING RAIL  
04-05





LED  
LICHTEINSÄTZE  
LIGHT INSERTS  
06-07






ZUBEHÖR  
ACCESSORIES  
10-11

## LEGENDE / LEGEND




### OBERFLÄCHENFARBEN / SURFACE COLOURS


-  silber matt / silver matt
-  weiß / white

### LED INFO / LED INFO

-  LED warmweiß / warm white
-  LED neutralweiß / neutral white
-  LED Produkt / LED product

### TECHNISCHE INFO / TECHNICAL INFO


- SYS Systemleistung / system power
-  dreh- und schwenkbar / swiveling and tilting
-  drehbar / swiveling
-  schwenkbar / tilting







Leermodul  
empty module



durchgangsverdrahtet  
through wired

Profil aus verwindungssteifem Stahlblech  
Oberfläche weiß oder silber pulverbeschichtet  
Leerprofil oder inkl. 5- od. 7-poliger Durchgangsverdrahtung  
Ketten- und Seilabhängung werkzeuglos montierbar  
Seilabhängung, Deckenbefestigung oder Kettenabhängung

Profile made of torsion-resistant steel panel  
White or silver powder-coated surface  
Empty profile or inclusive 5- or 7-pole through wired  
Fixation of chain and wire suspension without tools  
Wire suspension, ceiling fixation or chain suspension

Profilo in lamiera resistente ed antitorsione.  
Verniciato a polveri nella finitura bianco o grigio alluminio  
Profilo vuoto oppure incluso di cablaggio a 5 o 7 poli  
Montaggio a sospensione con catena e con cavo senza utensili  
Sospensione a catena, sospensione a cavo, montaggio a soffitto

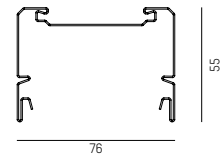
Profil en tôle d'acier indéformable  
Peinture à poudre blanc ou argent  
Profil vide ou pré-câblé en 5 ou 7 brins  
Installation des kits de suspension en chaîne et filin sans outil  
Suspension par chaîne, par filin ou en plafonnier

IP20   

## TRAGSCHIENE/MOUNTING RAIL












Leermodul / empty module

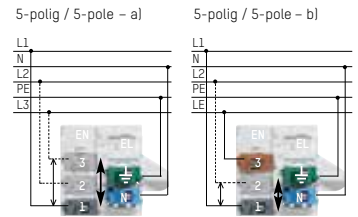
<b>591-30058</b>		L: 3545mm	3-längig / 3-length	58W
<b>591-30058si</b>		L: 3545mm	3-längig / 3-length	58W
<b>591-30070</b>		L: 4445mm	3-längig / 3-length	70W
<b>591-30070si</b>		L: 4445mm	3-längig / 3-length	70W



## TRAGSCHIENE/MOUNTING RAIL 5 x 2,5mm







durchgangsverdrahtet / through wired 5 x 2,5mm

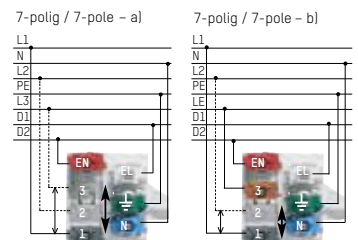
<b>591-15258</b>		L: 1181mm	1-längig / 1-length	for LED 58W
<b>591-15258si</b>		L: 1181mm	1-längig / 1-length	for LED 58W
<b>591-15270</b>		L: 1481mm	1-längig / 1-length	for LED 70W
<b>591-15270si</b>		L: 1481mm	1-längig / 1-length	for LED 70W
<b>591-25258</b>		L: 2363mm	2-längig / 2-length	for LED 58W
<b>591-25258si</b>		L: 2363mm	2-längig / 2-length	for LED 58W
<b>591-25270</b>		L: 2963mm	2-längig / 2-length	for LED 70W
<b>591-25270si</b>		L: 2963mm	2-längig / 2-length	for LED 70W
<b>591-35258</b>		L: 3545mm	3-längig / 3-length	for LED 58W
<b>591-35258si</b>		L: 3545mm	3-längig / 3-length	for LED 58W
<b>591-35270</b>		L: 4445mm	3-längig / 3-length	for LED 70W
<b>591-35270si</b>		L: 4445mm	3-längig / 3-length	for LED 70W



## TRAGSCHIENE/MOUNTING RAIL 7 x 2,5mm



durchgangsverdrahtet / through wired 7 x 2,5mm

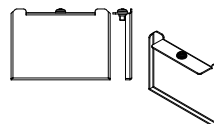
<b>591-17258</b>		L: 1181mm	1-längig / 1-length	for LED 58W
<b>591-17258si</b>		L: 1181mm	1-längig / 1-length	for LED 58W
<b>591-17270</b>		L: 1481mm	1-längig / 1-length	for LED 70W
<b>591-17270si</b>		L: 1481mm	1-längig / 1-length	for LED 70W
<b>591-27258</b>		L: 2363mm	2-längig / 2-length	for LED 58W
<b>591-27258si</b>		L: 2363mm	2-längig / 2-length	for LED 58W
<b>591-27270</b>		L: 2963mm	2-längig / 2-length	for LED 70W
<b>591-27270si</b>		L: 2963mm	2-längig / 2-length	for LED 70W
<b>591-37258</b>		L: 3545mm	3-längig / 3-length	for LED 58W
<b>591-37258si</b>		L: 3545mm	3-längig / 3-length	for LED 58W
<b>591-37270</b>		L: 4445mm	3-längig / 3-length	for LED 70W
<b>591-37270si</b>		L: 4445mm	3-längig / 3-length	for LED 70W



## ENDDECKEL / END PIECE

Set 2 Stk. / set 2 pcs.

**591-te**   
**591-tesi** 







doppelasymm. / double asymm.



breitstrahlend / wide beam  
tiefstrahlend / narrow beam

LED Lichteinsatz mit verschiedenen Optiken  
Breitstrahlend, tiefstrahlend oder doppelasymmetrisch  
Aus Aluminium für gute Wärmeableitung  
Werkzeuglos montierbar mittels Metallhaltefedern  
Verfügbar in zwei Längen (58W & 70W)

LED light insert with different optics  
Wide-beam, narrow-beam, double-asymmetrical beam  
Made of aluminium for optimum heat dissipation  
Fixation without tools with metal retention clip  
Available in 2 lengths (58W & 70W)

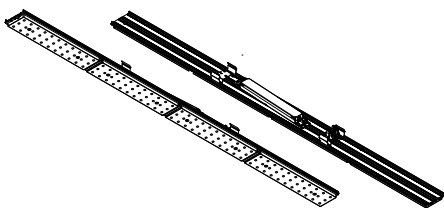
Inserto a luce LED con diverse ottiche  
Fascio largo, stretto, doppio asimmetrico  
in alluminio per un'ottima dissipazione termica  
Montaggio senza utensili tramite una clip metallica di supporto  
Disponibile in due lunghezze (58W e 70W)

Insert LED disponible avec différents optiques  
Large, étroit, ou double asymétrique  
Fabriqué en aluminium pour une dissipation de la chaleur  
Fixation sans outil par clip métallique  
Disponible en 2 longueurs (58W & 70W)

Dimmbare Versionen / dimmable versions  
591-XXXXddd = DALI dimm.

W3 = LED 3000K  
W4 = LED 4000K

IP20  

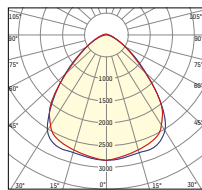


### LICHTEINSATZ / LIGHT INSERT 58W

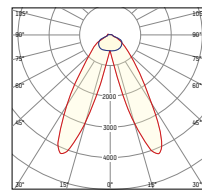
SYS 58W · 220-240V AC · CRI >80 · 64kWh / 1000h · **PASSIVE COOLING** · Binning SDCM 3

591-583bs	W3	breitstrahlend / wide beam	L 1181mm	6340lm
591-583da	W3	doppelasymm. / double asymm.	L 1181mm	6510lm
591-583ts	W3	tiefstrahlend / narrow beam	L 1181mm	6420lm

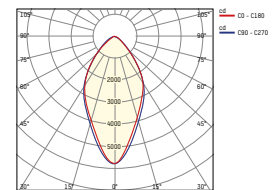
591-584bs	W4	breitstrahlend / wide beam	L 1181mm	6770lm
591-584da	W4	doppelasymm. / double asymm.	L 1181mm	6960lm
591-584ts	W4	tiefstrahlend / narrow beam	L 1181mm	6860lm



wide beam 58W



double asymm. 58W



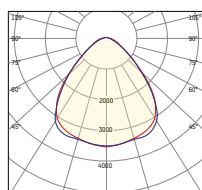
narrow beam 58W

### LICHTEINSATZ / LIGHT INSERT 70W

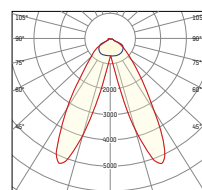
SYS 70W · 220-240V AC · CRI >80 · 77kWh / 1000h · **PASSIVE COOLING** · Binning SDCM 3

591-703bs	W3	breitstrahlend / wide beam	L 1481mm	7920lm
591-703da	W3	doppelasymm. / double asymm.	L 1481mm	8140lm
591-703ts	W3	tiefstrahlend / narrow beam	L 1481mm	8030lm

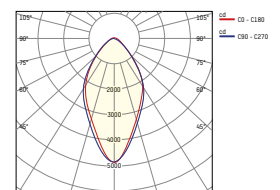
591-704bs	W4	breitstrahlend / wide beam	L 1481mm	8460lm
591-704da	W4	doppelasymm. / double asymm.	L 1481mm	8690lm
591-704ts	W4	tiefstrahlend / narrow beam	L 1481mm	8570lm



wide beam 70W



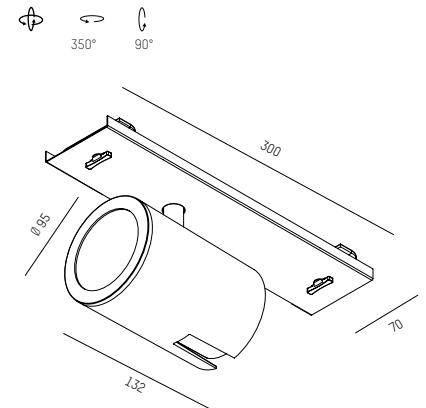
double asymm. 70W



narrow beam 70W

A+ LED

A+ LED



LED Strahler aus Aluminiumdruckguss  
 Feinstrukturlack in weiß oder silber matt  
 Vakuumbedampfter Reflektor in 3 Ausstrahlwinkeln  
 Strahler 350° drehbar, Leuchtenkopf 90° schwenkbar  
 Energieeffiziente COB LED mit Farbwiedergabe CRI >80

Die casting aluminium LED spotlight  
 Microstructure painting in white or silver matt  
 Vacuum deposited reflector in 3 beam angles  
 Spotlight 350° swiveling, head 90° tilting  
 Energy efficient COB LED, colour rendering CRI >80

Proiettore in alluminio pressofuso  
 Finitura in bianco o grigio opaco  
 Ottiche in 3 fasci di emissione  
 Proiettore girevole a 350°, testa orientabile a 90°  
 Efficienti COB LED a resa cromatica CRI >80

Projecteur en aluminium pressé  
 Vernissage en blanc ou gris mat  
 Réflecteur en 3 angles d'émission  
 Projecteur tournant à 350°, tête pivotant à 90°  
 Efficientes LED COB reproduction des couleurs CRI >80

Dimmbare Versionen / dimmable versions  
**591-XXXXddd** = DALI dimm.

**W3** = LED 3000K  
**W4** = LED 4000K

IP20

### BONDSTAR 28W

**A+** **LED**

SYS 28W · 220-240V AC · CRI >80 · 30kWh/1000h  
**PASSIVE COOLING** · Binning SDCM 3

591-42501294	<b>SM</b>	<b>W3</b>	spot	2790lm
591-42501295	<b>W</b>	<b>W3</b>	spot	2790lm
591-42501244	<b>SM</b>	<b>W4</b>	spot	2880lm
591-42501245	<b>W</b>	<b>W4</b>	spot	2880lm
591-42501594	<b>SM</b>	<b>W3</b>	medium	2790lm
591-42501595	<b>W</b>	<b>W3</b>	medium	2790lm
591-42501544	<b>SM</b>	<b>W4</b>	medium	2880lm
591-42501545	<b>W</b>	<b>W4</b>	medium	2880lm
591-42501894	<b>SM</b>	<b>W3</b>	flood	2790lm
591-42501895	<b>W</b>	<b>W3</b>	flood	2790lm
591-42501844	<b>SM</b>	<b>W4</b>	flood	2880lm
591-42501845	<b>W</b>	<b>W4</b>	flood	2880lm

### BONDSTAR 36W

**A+** **LED**

SYS 36W · 220-240V AC · CRI >80 · 38kWh/1000h  
**PASSIVE COOLING** · Binning SDCM 3

591-43011594	<b>SM</b>	<b>W3</b>	medium	3660lm
591-43011595	<b>W</b>	<b>W3</b>	medium	3660lm
591-43011544	<b>SM</b>	<b>W4</b>	medium	3780lm
591-43011545	<b>W</b>	<b>W4</b>	medium	3780lm
591-43011894	<b>SM</b>	<b>W3</b>	flood	3660lm
591-43011895	<b>W</b>	<b>W3</b>	flood	3660lm
591-43011844	<b>SM</b>	<b>W4</b>	flood	3780lm
591-43011845	<b>W</b>	<b>W4</b>	flood	3780lm

### BONDSTAR 36W

**A+** **LED**

SYS 36W · 220-240V AC · CRI >80 · 39kWh/1000h  
**PASSIVE COOLING** · Binning SDCM 3

591-43021294	<b>SM</b>	<b>W3</b>	spot	3430lm
591-43021295	<b>W</b>	<b>W3</b>	spot	3430lm
591-43021244	<b>SM</b>	<b>W4</b>	spot	3540lm
591-43021245	<b>W</b>	<b>W4</b>	spot	3540lm
591-43021594	<b>SM</b>	<b>W3</b>	medium	3430lm
591-43021595	<b>W</b>	<b>W3</b>	medium	3430lm
591-43021544	<b>SM</b>	<b>W4</b>	medium	3540lm
591-43021545	<b>W</b>	<b>W4</b>	medium	3540lm
591-43021894	<b>SM</b>	<b>W3</b>	flood	3430lm
591-43021895	<b>W</b>	<b>W3</b>	flood	3430lm
591-43021844	<b>SM</b>	<b>W4</b>	flood	3540lm
591-43021845	<b>W</b>	<b>W4</b>	flood	3540lm

### BONDSTAR 42W

**A+** **LED**

SYS 42W · 220-240V AC · CRI >80 · 47kWh/1000h  
**PASSIVE COOLING** · Binning SDCM 3

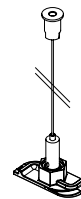
591-43501594	<b>SM</b>	<b>W3</b>	medium	4170lm
591-43501595	<b>W</b>	<b>W3</b>	medium	4170lm
591-43501544	<b>SM</b>	<b>W4</b>	medium	4310lm
591-43501545	<b>W</b>	<b>W4</b>	medium	4310lm
591-43501894	<b>SM</b>	<b>W3</b>	flood	4170lm
591-43501895	<b>W</b>	<b>W3</b>	flood	4170lm
591-43501844	<b>SM</b>	<b>W4</b>	flood	4310lm
591-43501845	<b>W</b>	<b>W4</b>	flood	4310lm

## FIXING COMPONENTS

### SEILABHÄNGUNG / STEEL CABLE SUSPENSION

Werkzeuglos montierbar, beliebig kürzbar, Dübel und Schrauben im Lieferumfang nicht enthalten  
 Mounting without tools, cut to any length, the delivery does not include screws and dowels

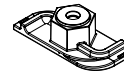
591-as3000  L: 3000mm



### DECKENBEFESTIGUNGSSET / CEILING FIXTURE SET

Dübel und Schrauben im Lieferumfang nicht enthalten  
 The delivery does not include screws and dowels

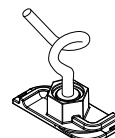
591-ad 



### KETTENABHÄNGUNGSSET / CHAIN SUSPENSION SET

Werkzeuglos montierbar, Kette im Lieferumfang nicht enthalten  
 Mounting without tools, the delivery does not include chain

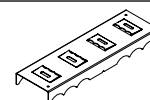
591-ak 



## JUNCTION

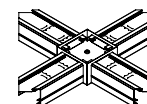
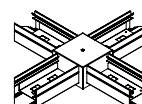
### LINEARVERBINDER TRAGSCHIENE / LINEAR JUNCTION MOUNTING RAIL

591-tv



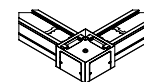
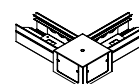
### X-VERBINDER TRAGSCHIENE / X-JUNCTION MOUNTING RAIL

591-xtv  
 591-xtvsi



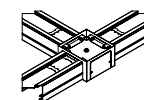
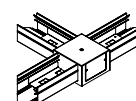
### L-VERBINDER TRAGSCHIENE / L-JUNCTION MOUNTING RAIL

591-ltv  
 591-ltvsi









### T-VERBINDER TRAGSCHIENE / T-JUNCTION MOUNTING RAIL

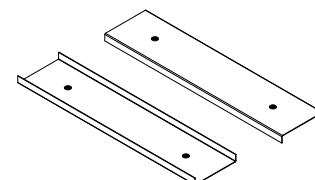
591-ttv  
 591-ttvsi



## COVERS

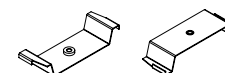
### BLINDABDECKUNG METALL / BLIND COVER METAL

591-tam58		58W	L: 1181mm
591-tam58si		58W	L: 1181mm
591-tam70		70W	L: 1481mm
591-tam70si		70W	L: 1481mm
591-tam300		L: 300mm	
591-tam300si		L: 300mm	



### MONTAGECLIPS FÜR ANBAULEUCHTEN / MOUNTING CLIPS FOR LUMINAIRES

591-bcm mit M4 Gewinde / with M4 thread

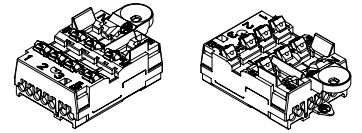




## ACCESSOIRES


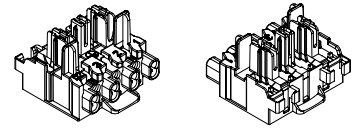
### SCHNEIDEBUCHSE 7 POL. / CUTTING BUSH 7 POL.

591-dvsa7



### EINSPEISEBLOCK 7 POL. / FEED-IN TERMINAL BLOCK 7 POL.

591-dve



# INDEX

CODE	PAGE	CODE	PAGE	CODE	PAGE	CODE	PAGE
591-15258	04	591-42501245	07	591-43021894	07	591-ltvs	08
591-15258si	04	591-42501294	07	591-43021895	07	591-tam300	08
591-15270	04	591-42501295	07	591-43501544	07	591-tam300si	08
591-15270si	04	591-42501544	07	591-43501545	07	591-tam58	08
591-17258	04	591-42501545	07	591-43501594	07	591-tam58si	08
591-17258si	04	591-42501594	07	591-43501595	07	591-tam70	08
591-17270	04	591-42501595	07	591-43501844	07	591-tam70si	08
591-17270si	04	591-42501844	07	591-43501845	07	591-te	04
591-25258	04	591-42501845	07	591-43501894	07	591-tesi	04
591-25258si	04	591-42501894	07	591-43501895	07	591-ttv	08
591-25270	04	591-42501895	07	591-583bs	06	591-ttvs	08
591-25270si	04	591-43011544	07	591-583da	06	591-tv	08
591-27258	04	591-43011545	07	591-583ts	06	591-xtv	08
591-27258si	04	591-43011594	07	591-584bs	06	591-xtvsi	08
591-27270	04	591-43011595	07	591-584da	06		
591-27270si	04	591-43011844	07	591-584ts	06		
591-30058	04	591-43011845	07	591-703bs	06		
591-30058si	04	591-43011894	07	591-703da	06		
591-30070	04	591-43011895	07	591-703ts	06		
591-30070si	04	591-43021244	07	591-704bs	06		
591-35258	04	591-43021245	07	591-704da	06		
591-35258si	04	591-43021294	07	591-704ts	06		
591-35270	04	591-43021295	07	591-ad	08		
591-35270si	04	591-43021544	07	591-ak	08		
591-37258	04	591-43021545	07	591-as3000	08		
591-37258si	04	591-43021594	07	591-bcm	08		
591-37270	04	591-43021595	07	591-dve	09		
591-37270si	04	591-43021844	07	591-dvsa7	09		
591-42501244	07	591-43021845	07	591-ltv	08		



HEADQUARTERS WELS  
Office & Showroom  
4600 Wels, Austria  
Europastraße 45  
T: +43 7242 698-0  
F: +43 7242 60376  
M: office@moltoluce.com

VIENNA  
Office & Showroom  
1230 Vienna, Austria  
Vorarlberger Allee 28  
T: +43 1 6160300  
F: +43 1 6160300-40  
E: office.wien@moltoluce.com

GRAZ  
Office  
8020 Graz, Austria  
Kalvariengürtel 67  
T: +43 316 672525-0  
F: +43 316 672525-520  
E: office.graz@moltoluce.com

MUNICH  
Office & Showroom  
80636 Munich, Germany  
Arnulfstraße 37-39  
T: +49 89 4520565-0  
F: +49 89 4520565-20  
M: office.muenchen@moltoluce.com

NEW FROM JANUARY 2016  
MUNICH  
Office & Showroom  
80807 Munich, Germany  
Walter Gropius Straße 23  
T: +49 89 4520565-0  
F: +49 89 4520565-20  
M: office.muenchen@moltoluce.com

COLOGNE  
Office  
51107 Cologne, Germany  
Gut Maarhausen, Eiler Straße 3v  
T: +49 221 222882-0  
F: +49 221 222882-20  
M: office.koeln@moltoluce.com

HAMBURG  
Office  
22359 Hamburg, Germany  
Halenreihe 42  
T: +49 40 2847850-1  
F: +49 40 80607299  
M: office.hamburg@moltoluce.com

[www.moltoluce.com](http://www.moltoluce.com)

MOLTO LUCE®